

Service Bulletin

Bulletin #: **SB- 595-003** Rev: **00**

Date: **04-16-08** Page 1 of 5

JERVIS B. WEBB COMPANY
WORLDWIDE MATERIAL HANDLING SOLUTIONS
34375 West Twelve Mile Road
Farmington Hills, MI. 48331-5624



Subject: Side Shift Transducer # C1079929 (Duncan Electric #109R2.4KL.074) is no longer available.

The **Duncan Electric** side linear transducer has been replaced by #KTC-225-02 transducer from **Keen Engineering**.

The Jervis B. Webb Company part number C1079929 has not changed. However the transducer is not a direct replacement due the use of a different connector by Keen Engineering. The new connector is supplied with the Keen Engineering transducer and must be used to replace the existing connector currently used with the Duncan Electric transducer.

Following are details on replacing the connector.

Material supplied with the Keen Engineering transducer


Transducer



Mounting
Hardware

New Style
Connector

Gasket



For questions regarding this service bulletin, call Webb Customer Service at 877-JBWEBB1 (877-529-3221)
Copies of this bulletin are available at <http://www.jervisbwebb.com/PartsService/ServiceBulletins.aspx>

©2008 Jervis B. Webb Company: This Service Bulletin is intended to provide general information regarding the installation and/or service of the subject equipment in typical conveyor applications. Due to the variety of conveyor applications and associated environmental conditions, Jervis B. Webb Company makes no representations, warranties or guaranties that adherence to the recommendations and instructions contained in this bulletin will result in the proper installation and/or service of the subject equipment, or that the information is complete or accurate for any particular application. Jervis B. Webb Company disclaims all liability for the installation and/or service of Webb equipment or parts performed by others. Jervis B. Webb Company reserves the right to revise, update, or discontinue Service Bulletins at any time without notice.

Service Bulletin


Bulletin #: **SB- 595-003** Rev: 00

Date: **04-16-08** Page 2 of 5

JERVIS B. WEBB COMPANY
WORLDWIDE MATERIAL HANDLING SOLUTIONS
34375 West Twelve Mile Road
Farmington Hills, MI. 48331-5624



Use a small screwdriver to pry the contact plate out of the housing of the new connector. See the following illustrations.




For questions regarding this service bulletin, call Webb Customer Service at 877-JBWEBB1 (877-529-3221)
Copies of this bulletin are available at <http://www.jervisbwebb.com/PartsService/ServiceBulletins.aspx>

©2008 Jervis B. Webb Company: This Service Bulletin is intended to provide general information regarding the installation and/or service of the subject equipment in typical conveyor applications. Due to the variety of conveyor applications and associated environmental conditions, Jervis B. Webb Company makes no representations, warranties or guaranties that adherence to the recommendations and instructions contained in this bulletin will result in the proper installation and/or service of the subject equipment, or that the information is complete or accurate for any particular application. Jervis B. Webb Company disclaims all liability for the installation and/or service of Webb equipment or parts performed by others. Jervis B. Webb Company reserves the right to revise, update, or discontinue Service Bulletins at any time without notice.

Service Bulletin

Bulletin #: **SB- 595-003** Rev: **00**
Date: **04-16-08** Page 3 of 5

JERVIS B. WEBB COMPANY
WORLDWIDE MATERIAL HANDLING SOLUTIONS
34375 West Twelve Mile Road
Farmington Hills, MI. 48331-5624



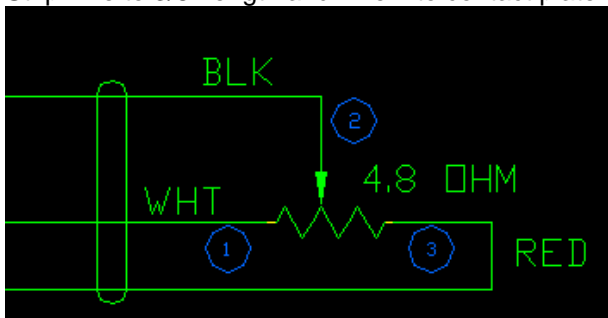
Housing

Contact
Plate

Push cable through the housing as shown



Strip wire to 3/8" length and wire into contact plate using the following wiring diagram



For questions regarding this service bulletin, call Webb Customer Service at 877-JBWEBB1 (877-529-3221)
Copies of this bulletin are available at <http://www.jervisbwebb.com/PartsService/ServiceBulletins.aspx>

©2008 Jervis B. Webb Company: This Service Bulletin is intended to provide general information regarding the installation and/or service of the subject equipment in typical conveyor applications. Due to the variety of conveyor applications and associated environmental conditions, Jervis B. Webb Company makes no representations, warranties or guarantees that adherence to the recommendations and instructions contained in this bulletin will result in the proper installation and/or service of the subject equipment, or that the information is complete or accurate for any particular application. Jervis B. Webb Company disclaims all liability for the installation and/or service of Webb equipment or parts performed by others. Jervis B. Webb Company reserves the right to revise, update, or discontinue Service Bulletins at any time without notice.

Service Bulletin

Bulletin #: **SB- 595-003** Rev: **00**
Date: **04-16-08** Page 4 of 5


JERVIS B. WEBB COMPANY
WORLDWIDE MATERIAL HANDLING SOLUTIONS
34375 West Twelve Mile Road
Farmington Hills, MI. 48331-5624



Contact plate pin out



Turn plate over and wire as shown and per the diagram shown earlier



After wiring the connector push it securely back into the housing.

For questions regarding this service bulletin, call Webb Customer Service at 877-JBWEBB1 (877-529-3221)
Copies of this bulletin are available at <http://www.jervisbwebb.com/PartsService/ServiceBulletins.aspx>

©2008 Jervis B. Webb Company: This Service Bulletin is intended to provide general information regarding the installation and/or service of the subject equipment in typical conveyor applications. Due to the variety of conveyor applications and associated environmental conditions, Jervis B. Webb Company makes no representations, warranties or guaranties that adherence to the recommendations and instructions contained in this bulletin will result in the proper installation and/or service of the subject equipment, or that the information is complete or accurate for any particular application. Jervis B. Webb Company disclaims all liability for the installation and/or service of Webb equipment or parts performed by others. Jervis B. Webb Company reserves the right to revise, update, or discontinue Service Bulletins at any time without notice.

Service Bulletin


Bulletin #: **SB- 595-003** Rev: **00**

Date: **04-16-08** Page 5 of 5

JERVIS B. WEBB COMPANY
WORLDWIDE MATERIAL HANDLING SOLUTIONS
34375 West Twelve Mile Road
Farmington Hills, MI. 48331-5624



Place gasket over the transducer pins



Place
Gasket
over
Pins

Secure the connector to the transducer using the supplied retaining screw.



For questions regarding this service bulletin, call Webb Customer Service at 877-JBWEBB1 (877-529-3221)
Copies of this bulletin are available at <http://www.jervisbwebb.com/PartsService/ServiceBulletins.aspx>

©2008 Jervis B. Webb Company: This Service Bulletin is intended to provide general information regarding the installation and/or service of the subject equipment in typical conveyor applications. Due to the variety of conveyor applications and associated environmental conditions, Jervis B. Webb Company makes no representations, warranties or guarantees that adherence to the recommendations and instructions contained in this bulletin will result in the proper installation and/or service of the subject equipment, or that the information is complete or accurate for any particular application. Jervis B. Webb Company disclaims all liability for the installation and/or service of Webb equipment or parts performed by others. Jervis B. Webb Company reserves the right to revise, update, or discontinue Service Bulletins at any time without notice.